

8410 End Rider Pallet Truck



8000-series
FRE60L
FRE80L

Dimensions and General Information

Specifications		In.(mm)	32 (813)	36 (914)	42 (1067)	48 (1219)	60 (1524)	84 (2134)	93 (2362)	96 (2438)	103 (2616)	115 [1] (2921)	144 [1] (3658)	144 [1] (3658)
A	Actual Fork Length	In.(mm)	32 (813)	36 (914)	42 (1067)	48 (1219)	60 (1524)	84 [2] (2134)	93 [2] (2362)	96 [2] (2438)	103 [2][3] (2616)	115 [4] (2921)	144 [5] (3658)	144 (3658)
B	Overall Length [4]	In.(mm)	74.4 (1890)	78.4 (1991)	84.4 (2144)	90.4 (2296)	102.4 (2600)	127.8 (3246)	136.8 (3474)	138.8 (3525)	145.8 (3703)	158.8 (4033)	186.8 (4745)	186.8 (4745)
C	Wheelbase, Lowered	In.(mm)	50.8 (1290)	54.8 (1392)	60.8 (1544)	66.8 (1697)	78.8 (2002)	87.6 (2225)	87.6 (2225)	87.6 (2225)	94.6 (2403)	119.8 (3043)	135.6 (3444)	115.0 (2921)
C	Wheelbase, Raised	In.(mm)	46.1 (1171)	50.1 (1273)	56.1 (1425)	62.1 (1577)	74.1 (1882)	82.9 (2106)	82.9 (2106)	82.9 (2106)	89.9 (2283)	115.1 (2924)	130.9 (3325)	110.3 (2801)
D	Load Wheel Location, Lowered	In.(mm)	24.3 (617)	28.3 (719)	34.3 (871)	40.3 (1024)	52.3 (1328)	60.3 (1532)	60.3 (1532)	60.3 (1532)	67.3 (1709)	92.6 (2352)	108.4 (2753)	87.8 (2230)
D	Load Wheel Location, Raised	In.(mm)	19.3 (490)	23.3 (592)	29.3 (744)	35.3 (897)	47.3 (1201)	55.6 (1412)	55.6 (1412)	55.6 (1412)	62.6 (1590)	87.9 (2233)	103.7 (2634)	83.1 (2110)
E	Turning Radius, Raised [4]	In.(mm)	61.9 (1572)	65.8 (1671)	71.7 (1821)	77.5 (1969)	89.4 (2271)	98.9 (2512)	98.9 (2512)	98.9 (2512)	105.8 (2687)	130.9 (3325)	146.9 (3731)	126.4 (3210)
	Truck Weight without Battery 6k	lb.(kg)	1,175 (533)	1,190 (540)	1,212 (550)	1,234 (560)	1,284 (582)	1,360 (617)	1,400 (635)	1,410 (640)	1,440 (653)	-	-	-
	Truck Weight without Battery 8k	lb.(kg)	-	-	-	-	-	1,570 (712)	1,610 (730)	1,620 (735)	1,650 (748)	1,770 (803)	1,870 (848)	1,870 (848)
G	Truck OAW [5]	In.(mm)	36 (914)						36 (914)					
H	Power Unit Height	In.(mm)	31.4 (798)						31.4 (798)					
J	Control Handle Height	In.(mm)	56.7 (1440)						56.7 (1440)					
L	Bumper to Drive Tire Center [4]	In.(mm)	16.1 (409)						16.1 (409)					
M	Bumper Underclearance	In.(mm)	4.6 [1] (117)						4.75 [6] (120)					
N	Bumper Height	In.(mm)	9.6 [2] (244)						9.75 [7] (247)					
O	Operator's Platform Height	In.(mm)	9.6 (244)						9.6 (244)					
R	Battery Compartment Width (Nominal)	In.(mm)	13.4 (340)						13.4 (340)					
S	Fork Width (each)	In.(mm)	9.0 (6K)/10.0 (8K) (229)/(254)						10 (254)					
T	Fork OAW	In.(mm)	27.0 (6K)/27.5(8K) (686)/(699)						27.5 (699)					
U	Head Length [4]	In.(mm)	42.8 (1087)						43.3 (1100)					
V1	Fork Down Height at Tip	In.(mm)	3.25 (83)						3.25 (83)					
V2	Fork Down Height at Heel	In.(mm)	3.75 (95)						3.75 (95)					
W1	Elevated Height at Tip	In.(mm)	9.25 (235)						9.25 (235)					
W2	Elevated Height at Heel	In.(mm)	9.5 to 9.75 (241 to 247)						9.5 to 9.75 (241 to 247)					
X	Lift	In.(mm)	6.0 (152)						6.0 (152)					
Y	Handle Length [3][6]	In.(mm)	12.4 (315)						12.4 (315)					
Z	Handle to Floor	In.(mm)	37.7 (958)						37.7 (958)					

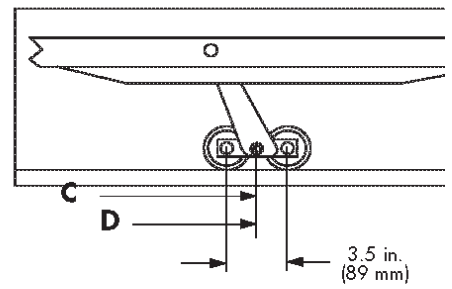
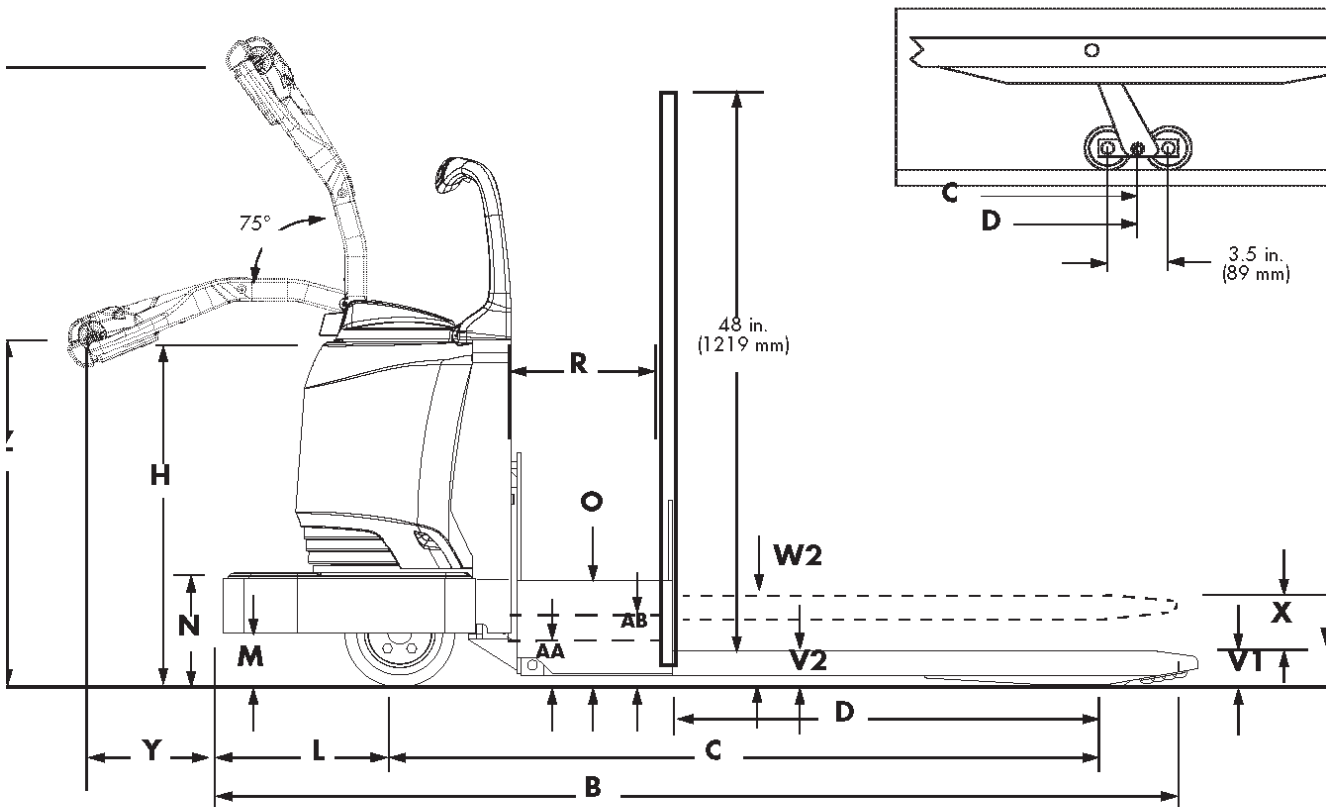
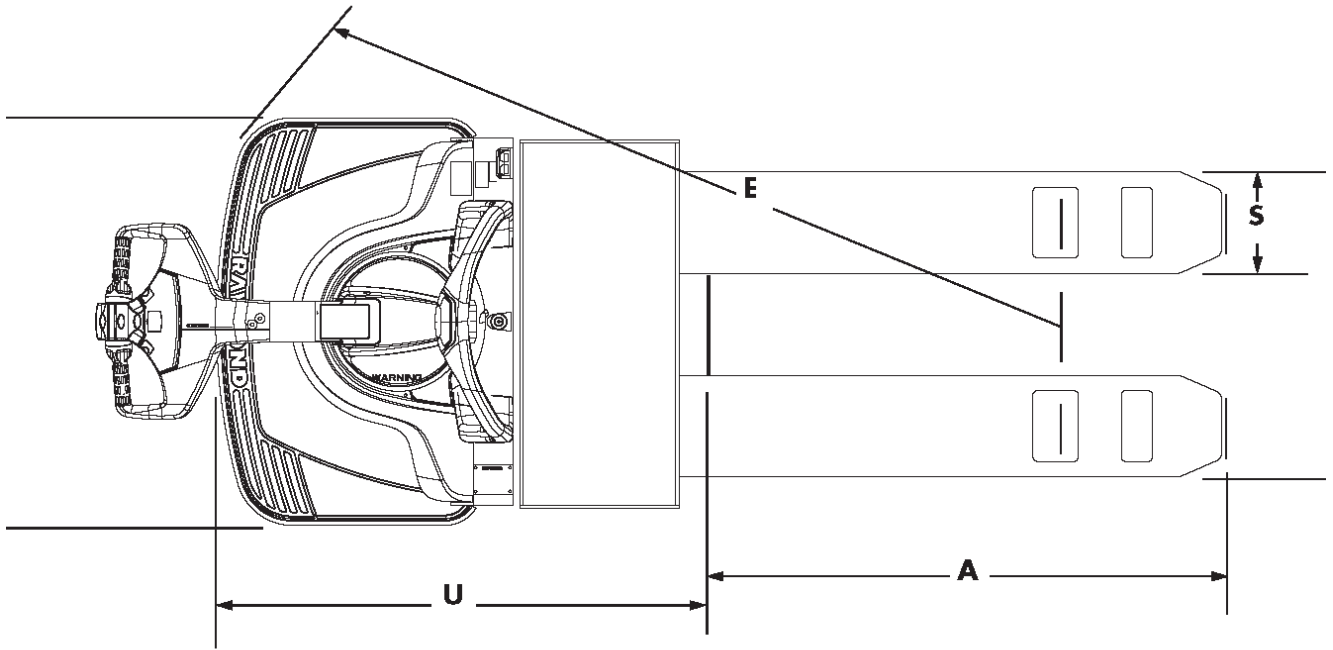
8410-FRE60L			8410-FRE80L				
Power Unit	24 Volt Single Drive, AC Drive Motor			24 Volt Single Drive, AC Drive Motor			
Max. Capacity	lb.(kg)	6,000 (2722)			8,000 (3629)		
Operator's Compartment	Stand-up (End)			Stand-up (End)			
Drive Tire, Rubber, Dia. x W	In.(mm)	12 x 4.75 (305 x 121)			12 x 4.75 (305 x 121)		
Load Tire, Poly (2), Dia. x W	In.(mm)	3.25 x 5.91 (83 x 150)			3.25 x 5.91 (83 x 150)		
Caster Tire, Poly (2), Dia. x W	In.(mm)	3 x 3.5 (76 x 89)			3 x 3.5 (76 x 89)		
Gradability, Unloaded	%	10			10		

FORK LENGTHS 32-60 NOTES:

- [1] Not including floor pad. Decrease 0.25 in. (6 mm) with floor pad.
- [2] Not including floor pad. Increase 0.5 in. (13 mm) with floor pad.
- [3] Add 4.1 in. (104 mm) for total distance to handle end.
- [4] Not including heavy duty bumper. Increase 1 in. (25.4 mm) with heavy duty bumper.
- [5] Not including heavy duty bumper. Increase 2 in. (51 mm) with heavy duty bumper.
- [6] Not including heavy duty bumper. Decrease 1 in. (25.4 mm) with heavy duty bumper.

FORK LENGTHS 84-144 NOTES:

- [1] Only available on 8K trucks. Load wheel drops into first slot of third pallet.
- [2] (2) 48 x 40 in. (1219 x 1016 mm) pallets.
- [3] These forks have 7 in. (178 mm) longer wheelbase to allow for load overhang.
- [4] (3) 40 x 48 in. (1016 x 1219 mm) pallets.
- [5] (3) 48 x 40 in. (1219 x 1016 mm) pallets.
- [6] Not including floor pad. Decrease 0.25 in. (6 mm) with floor pad.
- [7] Not including floor pad. Increase 0.25 in. (6 mm) with floor pad.
- [8] Add 4.1 in. (104 mm) for total distance to handle end.
- [9] Load wheel drops into second slot of second pallet.
- [10] Not including heavy duty bumper. Increase 1 in. (25.4 mm) with heavy duty bumper.
- [11] Not including heavy duty bumper. Increase 2 in. (51 mm) with heavy duty bumper.
- [12] Not including heavy duty bumper. Decrease 1 in. (25.4 mm) with heavy duty bumper.



Performance Specifications		8410-FRE60L		8410-FRE80L	
		Unloaded	Loaded	Unloaded	Loaded
Travel Speed [1][2][3][4]	mph (km/h)	9.0 (14.5)	6.5 (10.5)	9.0 (14.5)	6.2 (10.0)
Lift Time	sec	4	5	4	5.4

NOTES:

- [1] Maximum speed attainable, after break-in period, varies with truck weight, rolling resistance, options, and battery condition.
- [2] Maximum speed when using turtle speed is 3.5 mph (5.6 km/h).
- [3] Rabbit switch must be pressed to attain top travel speeds.
- [4] Speeds shown are for tractor-first direction.


Battery Specifications		8410-FRE60L	8410-FRE80L
Amperes, Max		750	750
Battery Connector Type		SB-175	SB-175
Battery Connector Color		Gray	Gray
Lead Location		B	B
Lead Length	in.(mm)	18 (457)	18 (457)
Maximum Usable Compartment Size (L x W x H)	in.(mm)	31 x 13.25 x 31 (787 x 337 x 787)	31 x 13.25 x 31 (787 x 337 x 787)
Battery Weight, Maximum	lb.(kg)	1,500 (680)	1,500 (680)
Battery Weight, Minimum	lb.(kg)	490 (222)	490 (222)

Standard Equipment

- The ACR System™
- Battery, 24 Volt Power Unit
- Battery Discharge Indicator with Lift Interrupt and Hour Meter
- Brake, Electric Disc
- Braking, Regenerative
- Deadman Brake and Power Cut-Off
- Directional Reversing Switch
- Dual Lift Cylinders
- Dual Twist Grip w/Thumb Wheels which Control Fwd/Rev Direction and Travel Speed
- Emergency Power Disconnect
- Ergonomically Advanced Control Handle
- Ergonomically Advanced Hand Rail with Lift, Lower, Rabbit, and Horn Controls
- Forks, 6 in. Lift
- Guard, Hand Wrap Around
- Horn
- Lift and Go Programmable Fork Height Travel Speed Limit
- Lift Interrupt
- OSHA and ANSI/ITSDF Compliance
- Owner and Operator Manuals
- Poly Torsion Casters, 3 x 3.5 in. Dia.
- Programmable Performance
- Stainless Steel Pins, Undercarriage
- Strip Curtain Feature
- UL Type "E" Construction

Available Options

- Accessory Bar
- Power Steer
- Battery Rollers With Dual Sidegates
- Storage Tote
- CoastPro™ Orderpicking System
- Cold Storage Conditioning
- Floor Mat, Cushioned
- Heavy Duty Bumper
- Load Wheels, Single Axle Dual Wheel
- Rubber Bumper Skirt



TMH1240420A8410, version 1, 1220